

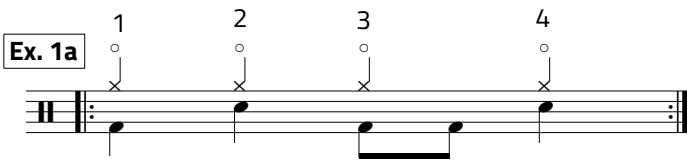
ROCK: SWUNG QUARTER NOTE GROOVES PT. 1

Sometimes the music or song requires us to play in a 'swung' feel. The notation will read the same as usual, but the way that it sounds when we play it will be different.

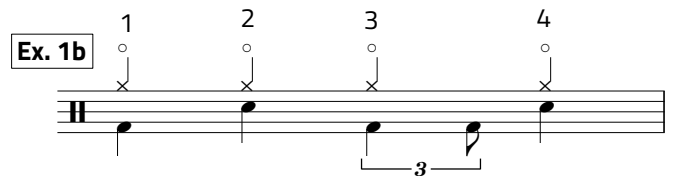
WRITTEN LIKE THIS...

...BUT SOUNDS LIKE THIS

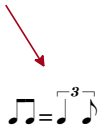
Ex. 1a



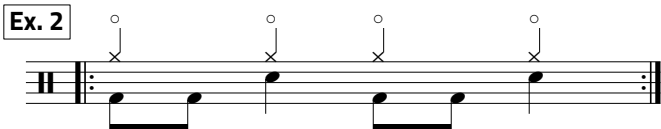
Ex. 1b



This sign tells us that quaves are to be played as triplets. This means that instead of hearing two evenly spaced eighth notes, they will be played as the **first** and the **third** note of a **triplet**. This makes them sound like a **shuffle**.



Ex. 2




Ex. 3



Ex. 4




Ex. 5



Ex. 6

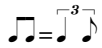


Ex. 7




ROCK: SWUNG QUARTER NOTE GROOVES PT. 2


If you are comfortable with them, we are now going to add some **Ghost Notes**. This will continue to emphasise the triplets in each beat.




Ex. 1



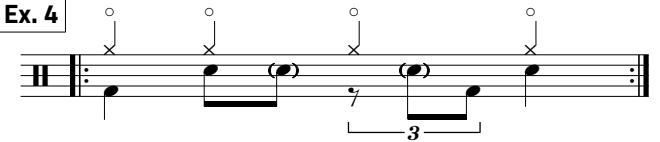
Ex. 2



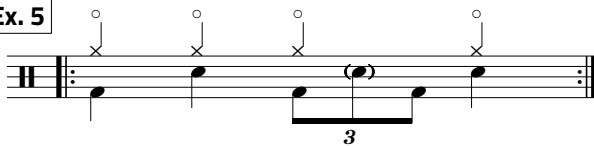
Ex. 3




Ex. 4




Ex. 5



Ex. 6



Ex. 7



Ex. 8

